

Silencer Selection

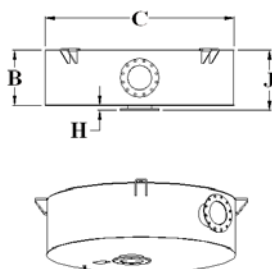
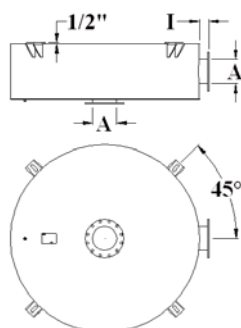
Call Silnex for immediate assistance in selecting the appropriate silencer that best suits your application's acoustical and backpressure requirements or consult the silencer selection guide in our catalogue. You can also use Silnex's exclusive Silencer Sizing and Selection Program "Silnex Digital Engineer" found on the Company's secure website at www.silnex.com.

Application & Performance

The critical grade Hockey Puck™ Ice series are combination silencers with good acoustical performance. Designed specifically for enclosures and marine applications where silencer height is critical. The silencer is manufactured from carbon steel, thermally insulated, fully welded and finished with high temperature paint. 1/2" nominal diameter drain included.

Dimensions

Model	A	B	C	H	I	J	Wgt
HPCI-4	4	9 (229)	31 (787)	2 (51)	4 (102)	11 (279)	160 (73)
HPCI-5	5	11 (279)	35 (889)	2 (51)	4 (102)	13 (330)	209 (95)
HPCI-6	6	12 (305)	40 (1016)	2 (51)	4 (102)	14 (356)	271 (123)
HPCI-8	8	14 (356)	50 (1270)	2 (51)	4 (102)	16 (406)	421 (191)
HPCI-10	10	16 (406)	54 (1372)	2 (51)	4 (102)	18 (457)	620 (281)
HPCI-12	12	19 (483)	64 (1626)	2 (51)	4 (102)	21 (533)	930 (422)
HPCI-14	14	23 (584)	72 (1829)	3 (76)	5 (127)	26 (660)	1309 (594)
HPCI-16	16	25 (635)	80 (2032)	3 (76)	5 (127)	28 (711)	1693 (768)
HPCI-18	18	27 (686)	88 (2235)	3 (76)	5 (127)	30 (762)	2093 (949)
HPCI-20	20	28 (711)	96 (2438)	3 (76)	5 (127)	31 (787)	2433 (1104)



* Distance from top of bracket to shell of silencer

Options

- 304, 316 or 316L stainless steel, Corten Steel
- Dual inlet or Custom inlet/outlet configurations
- Thermal insulation blankets to suit all configurations
- Mounting brackets available, top bracket (BT), bottom bracket (BB) & overtop bracket (BO)
- Flush mount inlet(s) (FMI) available

Metric dimensions rounded to nearest mm.

Dimensions and weights are nominal and may vary slightly in production models.

On silencers 4" and larger the inlet and outlet are flanged, manufactured from minimum 1/2" thick plate and drilled to ANSI class 150.

Silnex Innovations Inc.
 Phone 905 612 4000
 Fax 905 612 8999
www.silnex.com

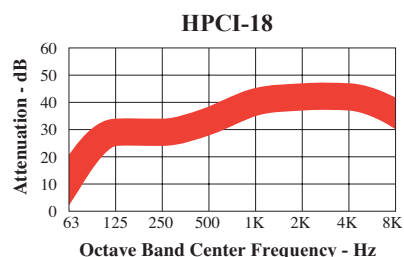
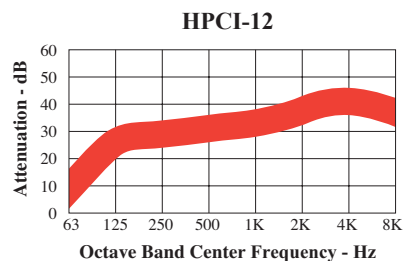
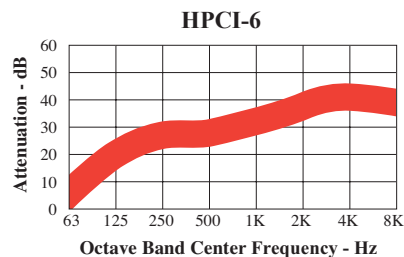
Lit-0005 07-10 a

HPCI Series

25 - 34 dBA

Critical Grade Ice Series

Typical Attenuation Curve



	Insulation Thickness	Thermal Performance**	Acoustic Performance	
Uninsulated	0"	N/A	Critical	12 - 30 dBA
			Super Critical	30 - 35 dBA
Cool*	1"	Good	Critical	25 - 32 dBA
			Super Critical	30 - 37 dBA
			Hospital	35 - 40 dBA
Cold*	2"	Superior	Critical	25 - 32 dBA
			Super Critical	30 - 37 dBA
Ice*	2"	Optimal	Critical	25 - 34 dBA
			Super Critical	30 - 38 dBA
			Hospital	30 - 42 dBA

*Insulated from top, bottom and all sides.

**Intended for heat reduction. Silnex recommends insulation blankets for applications requiring personnel protection.